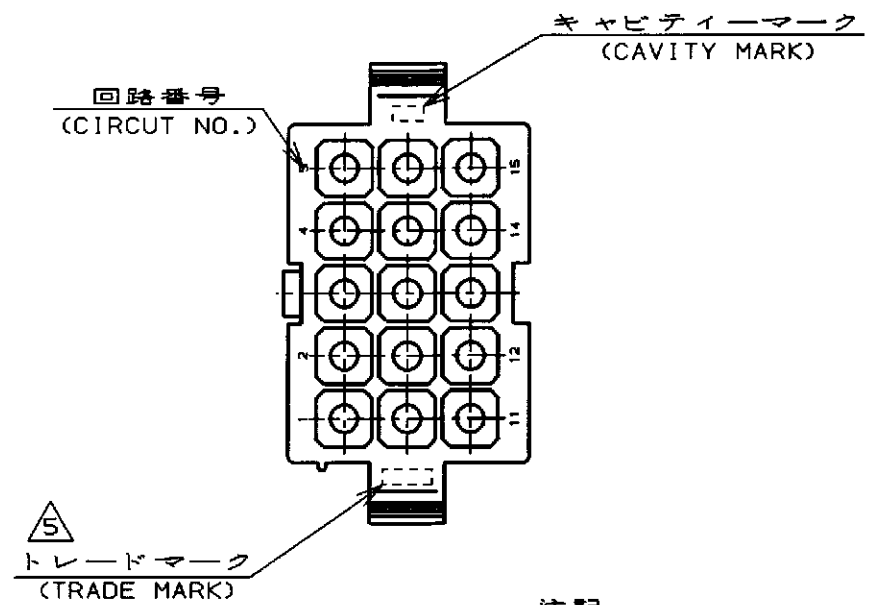
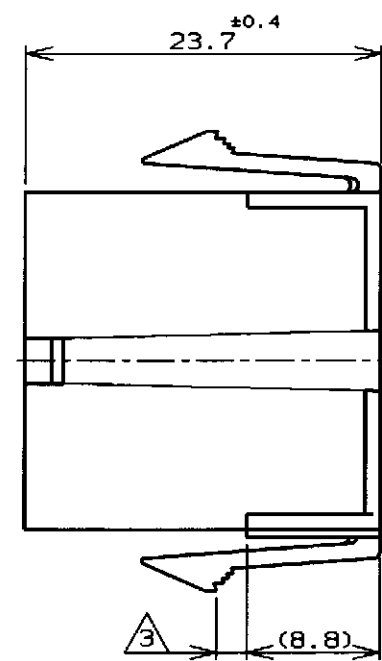
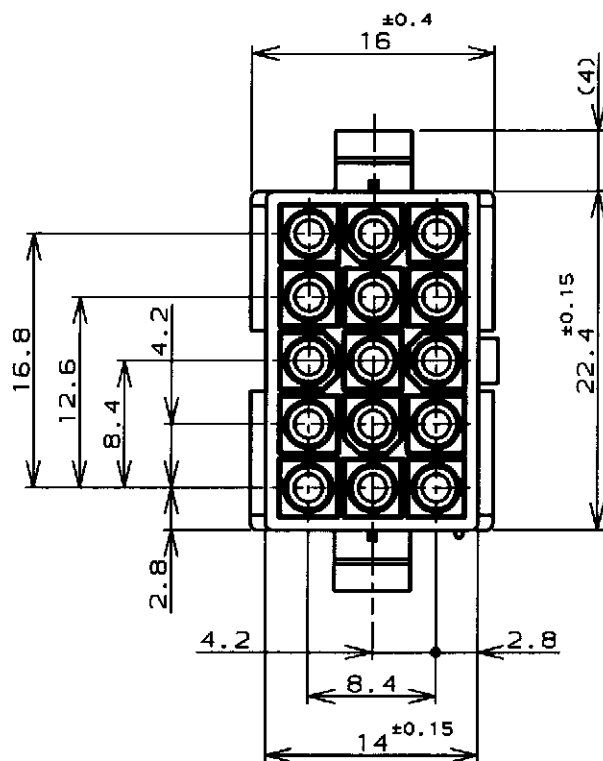


LOC	DIST

REVISIONS

P	LTR	DESCRIPTION	ECN	DATE	DWN	APVD
C		再作成 (REDRAWN)	FJ00-0871-98	8 Jun 98	mf	MS

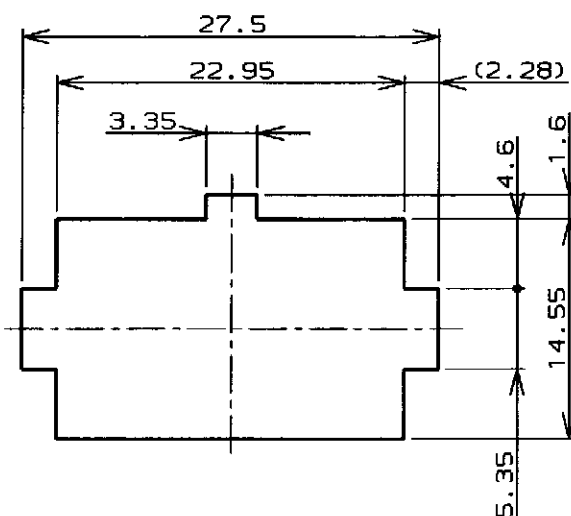


注記;

1. 使用端子型番は170359, 170360, 170361, 170362
2. 嵌合相手ハウジング型番は172171
- △ 3 適用パネル厚 0.8~2.0mm
4. 取付穴打抜方向とハウジングの挿入方向は同じとする。
- △ 5 表1参照

NOTE;

1. APPLICABLE CONT P/N: 170359, 170360, 170361, 170362
2. MATING HSG P/N: 172171
- △ 3 APPLICABLE PANEL THICKNESS: 0.8~2.0mm
4. HOUSING INSERTION INTO THE PANEL CUT-OUT MUST BE DONE IN THE SAME DIRECTION WITH PUNCH KNOCKING.
- △ 5 SEE TABLE 1



寸法公差は±0.20 (TOLERANCE: ±0.20)

パネル取付穴 (RECOMMENDED PANEL OPENING DIMENSION)

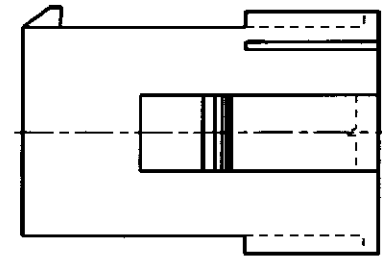


表 1 (TABLE 1)

トレードマーク (TRADE MARK)	生産場所 (MANUFACTURING PLACES)
-AMP OR AMP	日本 (JAPAN)
-+AMP OR AMP	中国 (CHINA (PRC))

黒 (BLACK)	1-172163-9
青 (BLUE)	1- -6
緑 (GREEN)	1- -5
赤 (RED)	1- -2
自然色 (NATURAL)	172163-1
色 (COLOR)	型番 (P/N)
WIRE RANGE 包含電線断面積	INSULATION DIA 被覆外径

THIS DRAWING IS A CONTROLLED DOCUMENT FOR AMP INCORPORATED. IT IS SUBJECT TO CHANGE AND THE CONTROLLING ENGINEERING ORGANIZATION SHOULD BE CONTACTED FOR THE LATEST REVISION.		OWN M. Yamashita 8 Jun 98	<b>AMP</b> 日本エー・エム・ピー株式会社 Kawasaki, Japan
DIMENSIONS: 単位: 概 mm		CHK M. Shida 15 Jun 98	
TOLERANCES UNLESS OTHERWISE SPECIFIED 一般公差 (GENERAL TOLERANCE) ±0.3		APVD M. Shida 15 Jun 98	NAME 名称 15極ミニユニバーサルメイトンロックキャップハウジング (UL94V-0)
MATERIAL 材料 66ナイロン UL94V-0 (66NYLON UL94V-0)		PRODUCT SPEC 製品規格 108-5138	15Pos MINI UNIVERSAL MATE-N-LOCK CONN. CAP HOUSING (UL94V-0)
FINISH 仕上		INSTRUCTION SHEET 取り扱い説明書 IS-105J	SIZE CAGE CODE DRAWING NO A3 00779 C-172163
CUSTOMER DRAWING		WEIGHT	RESTRICTED TO
		SCALE 尺度 2-1	SHEET OF 1 REV C